



QUARTERLY REPORT OF REVENUE AND OTHER RECEIPTS

As at the Quarter Ending March 31, 2021

Department : Department of Trade and Industry (DTI)
 Agency : Board of Investments
 Operating Unit : < not applicable >
 Organization Code (UACS) : 22 002 0000000
 Fund Cluster : 01 - Regular Agency Fund

Classification/Sources of Revenue and Other Receipts	UACS CODE	REVENUE TARGET (Annual) per BESF	Actual Revenue and Other Receipts Collections					Cumulative Remittance/Deposits to Date			Variance		Remarks
			1st Quarter Ending March 31	2nd Quarter Ending June 30	3rd Quarter Ending Sept. 30	4th Quarter Ending Dec. 31	Total	Remittance to BTr	Deposited with AGDB	TOTAL	Amount	%	
1	2	3	4	5	6	7	8=[(6+(-)7)-8+9]	9	10	11=(9+10)	12=(8-3)	13=(12/3)	14
Regular Agency Fund		29,201,000.00	7,686,537.92	0.00	0.00	0.00	7,686,537.92	7,909,667.74	0.00	7,909,667.74	(21,514,462.08)	-74 %	
Revenue Collections		29,201,000.00	7,686,537.92	0.00	0.00	0.00	7,686,537.92	7,909,667.74	0.00	7,909,667.74	(21,514,462.08)	-74 %	
Cash Receipts		29,201,000.00	7,686,537.92	0.00	0.00	0.00	7,686,537.92	7,909,667.74	0.00	7,909,667.74	(21,514,462.08)	-74 %	
Non-Tax		29,201,000.00	7,686,537.92	0.00	0.00	0.00	7,686,537.92	7,909,667.74	0.00	7,909,667.74	(21,514,462.08)	-74 %	
Registration Fees	4020102000	4,797,000.00	908,510.32	0.00	0.00	0.00	908,510.32	1,131,640.68	0.00	1,131,640.68	(3,888,489.68)	-81 %	
Certification Fees	4020104002	6,749,000.00	2,145,679.71	0.00	0.00	0.00	2,145,679.71	2,145,679.17	0.00	2,145,679.17	(4,603,320.29)	-68 %	
Endorsement Fees	4020104003	4,125,000.00	1,076,003.10	0.00	0.00	0.00	1,076,003.10	1,076,003.10	0.00	1,076,003.10	(3,048,996.90)	-74 %	
Licensing Fees	4020106000	77,000.00	0.00	0.00	0.00	0.00	0.00	0.00	0.00	0.00	(77,000.00)	-100 %	
Visa Fees	4020112002	925,000.00	300,261.40	0.00	0.00	0.00	300,261.40	300,261.40	0.00	300,261.40	(624,738.60)	-68 %	
Appeal Fees	4020113002	108,000.00	1,500.00	0.00	0.00	0.00	1,500.00	1,500.00	0.00	1,500.00	(106,500.00)	-99 %	
Application Fees	4020113003	2,146,000.00	410,250.00	0.00	0.00	0.00	410,250.00	410,250.00	0.00	410,250.00	(1,735,750.00)	-81 %	
Filing Fees	4020113007	1,866,000.00	327,750.00	0.00	0.00	0.00	327,750.00	327,750.00	0.00	327,750.00	(1,538,250.00)	-82 %	
Identity Card Fees	4020113008	2,658,000.00	635,700.00	0.00	0.00	0.00	635,700.00	635,700.00	0.00	635,700.00	(2,022,300.00)	-76 %	
Other Processing Fees	4020113099	14,000.00	6,750.00	0.00	0.00	0.00	6,750.00	6,750.00	0.00	6,750.00	(7,250.00)	-52 %	
Fines and Penalties - Service Income	4020114000	5,500,000.00	1,800,633.39	0.00	0.00	0.00	1,800,633.39	1,800,633.39	0.00	1,800,633.39	(3,699,366.61)	-67 %	
Amendment Fees	4020199001	235,000.00	73,500.00	0.00	0.00	0.00	73,500.00	73,500.00	0.00	73,500.00	(161,500.00)	-69 %	
Other Service Income	4020199099	1,000.00	0.00	0.00	0.00	0.00	0.00	0.00	0.00	0.00	(1,000.00)	-100 %	
TOTAL		29,201,000.00	7,686,537.92	0.00	0.00	0.00	7,686,537.92	7,909,667.74	0.00	7,909,667.74	(21,514,462.08)	-74 %	


 ESTELA F. JIMENEZ
 Chief Accountant
 Date:


 FE L. DEL ROSARIO
 Director
 Date:


 MARIA VERONICA F. MAGANO
 Executive Director
 Date:

QUARTERLY REPORT OF REVENUE AND OTHER RECEIPTS


As at the Quarter Ending June 30, 2021

Department : Department of Trade and Industry (DTI)
 Agency : Board of Investments
 Operating Unit : < not applicable >
 Organization Code (UACS) : 22 002 0000000
 Fund Cluster : 01 - Regular Agency Fund

Classification/Sources of Revenue and Other Receipts	UACS CODE	REVENUE TARGET (Annual) per BESF	Actual Revenue and Other Receipts Collections					Cumulative Remittance/Deposits to Date			Variance		Remarks
			1st Quarter Ending March 31	2nd Quarter Ending June 30	3rd Quarter Ending Sept. 30	4th Quarter Ending Dec. 31	Total	Remittance to BTr	Deposited with AGDB	TOTAL	Amount	%	
1	2	3	4	5	6	7	8=[(6+(-)7)-8+9]	9	10	11=(9+10)	12=(8-3)	13=(12/3)	14
Regular Agency Fund		29,201,000.00	7,686,537.92	9,739,582.84	0.00	0.00	17,426,120.76	17,942,301.35	0.00	17,942,301.35	(11,774,879.24)	-40 %	
Revenue Collections		29,201,000.00	7,686,537.92	9,739,582.84	0.00	0.00	17,426,120.76	17,942,301.35	0.00	17,942,301.35	(11,774,879.24)	-40 %	
Cash Receipts		29,201,000.00	7,686,537.92	9,739,582.84	0.00	0.00	17,426,120.76	17,942,301.35	0.00	17,942,301.35	(11,774,879.24)	-40 %	
Non-Tax		29,201,000.00	7,686,537.92	9,739,582.84	0.00	0.00	17,426,120.76	17,942,301.35	0.00	17,942,301.35	(11,774,879.24)	-40 %	
Registration Fees	4020102000	4,797,000.00	908,510.32	538,807.00	0.00	0.00	1,447,317.32	1,963,498.45	0.00	1,963,498.45	(3,349,682.68)	-70 %	
Certification Fees	4020104002	6,749,000.00	2,145,679.71	1,610,975.00	0.00	0.00	3,756,654.71	3,756,654.17	0.00	3,756,654.17	(2,992,345.29)	-44 %	
Endorsement Fees	4020104003	4,125,000.00	1,076,003.10	1,442,654.30	0.00	0.00	2,518,657.40	2,518,657.40	0.00	2,518,657.40	(1,606,342.60)	-39 %	
Licensing Fees	4020106000	77,000.00	0.00	10,000.00	0.00	0.00	10,000.00	10,000.00	0.00	10,000.00	(67,000.00)	-87 %	
Visa Fees	4020112002	925,000.00	300,261.40	375,281.90	0.00	0.00	675,543.30	675,543.30	0.00	675,543.30	(249,456.70)	-27 %	
Appeal Fees	4020113002	108,000.00	1,500.00	10,000.00	0.00	0.00	11,500.00	11,500.00	0.00	11,500.00	(96,500.00)	-89 %	
Application Fees	4020113003	2,146,000.00	410,250.00	722,000.00	0.00	0.00	1,132,250.00	1,132,250.00	0.00	1,132,250.00	(1,013,750.00)	-47 %	
Filing Fees	4020113007	1,866,000.00	327,750.00	346,500.00	0.00	0.00	674,250.00	674,250.00	0.00	674,250.00	(1,191,750.00)	-64 %	
Identity Card Fees	4020113008	2,658,000.00	635,700.00	510,000.00	0.00	0.00	1,145,700.00	1,145,700.00	0.00	1,145,700.00	(1,512,300.00)	-57 %	
Other Processing Fees	4020113099	14,000.00	6,750.00	5,250.00	0.00	0.00	12,000.00	12,000.00	0.00	12,000.00	(2,000.00)	-14 %	
Fines and Penalties - Service Income	4020114000	5,500,000.00	1,800,633.39	4,018,114.64	0.00	0.00	5,818,748.03	5,818,748.03	0.00	5,818,748.03	318,748.03	6 %	
Amendment Fees	4020199001	235,000.00	73,500.00	150,000.00	0.00	0.00	223,500.00	223,500.00	0.00	223,500.00	(11,500.00)	-5 %	
Other Service Income	4020199099	1,000.00	0.00	0.00	0.00	0.00	0.00	0.00	0.00	0.00	(1,000.00)	-100 %	
TOTAL		29,201,000.00	7,686,537.92	9,739,582.84	0.00	0.00	17,426,120.76	17,942,301.35	0.00	17,942,301.35	(11,774,879.24)	-40 %	


ANAIZA G. GALVEZ
 OIC Accounting Division 

Date:


ESTELA F. JIMENEZ
 Acting Director

Date:


MARIA VERONICA F. MAGANO
 Executive Director

Date: